



## KTO Ironman Race

## Riassunto

## Qualifiche

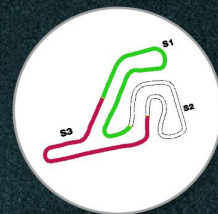
02/06/2023 - 19:09

Cla	Kart	Team	Settore 1	Settore 2	Settore 3	Giro migliore	Distacco	Giri	Pit stop
1	22	AMARALDO PEPA	22.299	23.558	22.676	<b>1:08.533</b>		8	
2	64	RICCARDO DE NATALE	22.295	23.577	22.712	<b>1:08.584</b>	0.051	8	
3	58	MARCO LISSI	22.238	23.585	22.767	<b>1:08.590</b>	0.057	8	
4	73	DAVIDE BONARETTI	22.367	23.630	22.751	<b>1:08.748</b>	0.215	8	
5	57	ALESSANDRO DI GALANTE	22.299	23.767	22.813	<b>1:08.879</b>	0.346	8	
6	1	SIMONE ZOTTA	22.459	23.807	22.843	<b>1:09.109</b>	0.576	8	
7	38	JACOPO VERONESE	22.323	23.916	22.955	<b>1:09.194</b>	0.661	8	
8	79	VALERIO PRANDI	22.444	23.685	23.072	<b>1:09.201</b>	0.668	8	
9	66	ANTONIO AMADEO	22.308	24.049	22.851	<b>1:09.208</b>	0.675	8	
10	72	RUGGERO VANNI	22.342	23.866	23.086	<b>1:09.294</b>	0.761	8	
11	71	ANDREA CORESTINI	22.586	23.861	22.851	<b>1:09.298</b>	0.765	8	
12	54	MARCO PIZZI	22.549	23.778	23.009	<b>1:09.336</b>	0.803	8	
13	67	MATTIA BRUSONI	22.430	23.940	23.103	<b>1:09.473</b>	0.940	8	
14	56	MICHELE MICHEL SANZARO	22.751	23.893	22.982	<b>1:09.626</b>	1.093	8	
15	55	MATHIEU MASSIMELLI	22.807	23.904	22.952	<b>1:09.663</b>	1.130	8	
16	80	ALESSANDRO CANTARELLO	22.776	23.968	23.032	<b>1:09.776</b>	1.243	8	
17	77	DAVIDE FAVILLI	23.030	23.987	23.080	<b>1:10.097</b>	1.564	8	
18	76	CRISTIAN CATTANEO	22.857	24.278	23.032	<b>1:10.167</b>	1.634	8	
19	52	MANUEL COMPARIN	22.984	24.241	23.347	<b>1:10.572</b>	2.039	7	
20	74	MAURIZIO BERTOLDI	22.878	24.205	23.497	<b>1:10.580</b>	2.047	8	
21	10	ROBERTO IMMUCI	23.021	24.425	23.135	<b>1:10.581</b>	2.048	8	
22	78	DANIELE IETRI	23.321	24.309	23.462	<b>1:11.092</b>	2.559	8	
23	75	ARTURO ROVEDA	23.176	24.404	23.591	<b>1:11.171</b>	2.638	8	
24	68	ANDREA LA CANDIA	22.974	24.627	23.736	<b>1:11.337</b>	2.804	7	
25	70	ERNESTO COLACCHIO	23.401	24.669	23.391	<b>1:11.461</b>	2.928	8	
26	61	WILLIAM ROVEDA	23.887	25.494	24.106	<b>1:13.487</b>	4.954	7	

## Cronologia dei tempi

Kart	Team	1	2	3	4	5	6	7	8	9	10	Media
22	AMARALDO PEPA	1:10.239	1:09.653	1:09.085	1:09.267	1:10.178	1:09.246	1:09.092	<b>1:08.533</b>			1:09.411
64	RICCARDO DE NATA	1:10.176	1:09.835	1:09.411	1:10.049	1:09.373	1:09.348	1:09.123	<b>1:08.584</b>			1:09.487
58	MARCO LISSI	1:10.110	1:09.764	1:09.368	1:09.266	1:09.885	1:09.347	1:09.122	<b>1:08.590</b>			1:09.431
73	DAVIDE BONARETTI	1:09.600	1:09.873	1:09.585	1:09.560	1:17.508	1:09.524	1:09.035	<b>1:08.748</b>			1:10.429
57	ALESSANDRO DI GA	1:10.274	1:09.945	1:09.189	1:10.291	1:10.332	1:10.523	<b>1:08.879</b>	1:09.762			1:09.899
1	SIMONE ZOTTA	1:09.925	1:10.697	1:09.534	<b>1:09.109</b>	1:09.203	1:09.969	1:09.204	1:09.223			1:09.608
38	JACOPO VERONESE	1:10.609	1:11.227	<b>1:09.194</b>	1:09.612	1:09.393	1:10.413	1:09.661	1:09.290			1:09.924
79	VALERIO PRANDI	1:10.172	1:09.838	1:09.466	1:10.739	1:09.666	1:09.978	<b>1:09.201</b>	1:09.224			1:09.785
66	ANTONIO AMADEO	1:10.902	1:10.976	1:10.330	1:12.508	1:12.368	1:10.822	1:09.472	<b>1:09.208</b>			1:10.823
72	RUGGERO VANNI	1:10.490	1:10.936	1:09.575	1:09.596	1:09.445	1:10.416	1:09.658	<b>1:09.294</b>			1:09.926
71	ANDREA CORESTINI	1:10.281	1:10.790	1:09.329	1:09.709	1:09.693	1:09.711	1:09.548	<b>1:09.298</b>			1:09.794
54	MARCO PIZZI	1:09.468	<b>1:09.336</b>	1:09.651	1:09.531	1:09.672	1:09.439	1:09.542	1:09.510			1:09.518
67	MATTIA BRUSONI	1:10.856	1:10.904	1:10.932	1:12.765	1:10.017	1:10.757	<b>1:09.473</b>	1:09.739			1:10.680
56	MICHELE MICHEL S/	1:10.466	1:11.651	1:10.399	1:11.158	1:12.477	1:10.770	<b>1:09.626</b>	1:09.700			1:10.780





**KTO Ironman Race**

**Riassunto**

Kart	Team	1	2	3	4	5	6	7	8	9	10	Media
55	MATHIEU MASSIMEL	1:10.546	1:10.506	1:10.319	1:11.927	1:11.594	1:10.390	<b>1:09.663</b>	1:09.708			1:10.581
80	ALESSANDRO CANT	1:11.033	1:10.516	1:10.102	1:10.658	1:09.857	<b>1:09.776</b>	1:10.448	1:10.871			1:10.407
77	DAVIDE FAVILLI	1:10.544	1:11.560	1:10.902	<b>1:10.097</b>	1:10.226	1:10.449	1:10.849	1:10.567			1:10.649
76	CRISTIAN CATTANEI	1:11.626	1:21.119	1:10.927	1:10.395	1:11.029	1:10.752	1:10.434	<b>1:10.167</b>			1:12.056
52	MANUEL COMPARIN	1:15.109	1:11.461	<b>1:10.572</b>	1:13.248	1:11.235	1:21.500	1:11.575				1:13.528
74	MAURIZIO BERTOLD	1:12.511	1:14.498	1:12.295	1:10.987	1:10.948	1:11.399	1:10.963	<b>1:10.580</b>			1:11.772
10	ROBERTO IMMUCI	1:11.173	1:10.931	1:11.000	<b>1:10.581</b>	1:10.610	1:10.753	1:12.135	1:10.599			1:10.972
78	DANIELE IETRI	1:12.682	1:14.420	<b>1:11.092</b>	1:14.604	1:11.665	1:14.190	1:11.432	1:11.559			1:12.705
75	ARTURO ROVEDA	1:12.142	1:14.065	<b>1:11.171</b>	1:14.854	1:12.353	1:11.787	1:11.209	1:12.169			1:12.468
68	ANDREA LA CANDIA	1:21.776	1:12.031	1:12.218	1:12.411	1:11.978	<b>1:11.337</b>	1:11.629				1:13.340
70	ERNESTO COLACCH	1:12.517	1:11.889	1:12.218	1:12.098	1:12.495	1:14.458	<b>1:11.461</b>	1:12.453			1:12.448
61	WILLIAM ROVEDA	1:22.709	1:14.350	1:13.853	1:13.994	<b>1:13.487</b>	1:13.588	1:13.894				1:15.125

**Finale**

**02/06/2023 - 19:25**

Cla	Kart	Team	Giri	Distacco	Interv.	Giro migliore	Pit stop	Tempo medio	Categoria
1	58	MARCO LISSI	30			1:08.236	1	1:08.916	
2	76	CRISTIAN CATTANEO	30	0.829	0.829	1:08.239	1	1:08.967	
3	64	RICCARDO DE NATALE	30	5.030	4.201	1:08.449	1	1:09.127	
4	73	DAVIDE BONARETTI	30	19.217	14.187	1:08.777	1	1:09.597	
5	79	VALERIO PRANDI	30	19.937	0.720	1:08.718	1	1:09.513	
6	1	SIMONE ZOTTA	30	20.765	0.828	1:08.814	1	1:09.640	
7	54	MARCO PIZZI	30	23.406	2.641	1:08.616	1	1:09.543	
8	38	JACOPO VERONESE	30	23.780	0.374	1:08.775	1	1:09.666	
9	57	ALESSANDRO DI GALANTE	30	29.356	5.576	1:08.639	1	1:09.853	
10	80	ALESSANDRO CANTARELLO	30	38.670	9.314	1:09.311	1	1:10.051	
11	72	RUGGERO VANNI	30	38.985	0.315	1:09.335	1	1:10.134	
12	56	MICHELE MICHEL SANZARO	30	39.098	0.113	1:09.227	1	1:09.998	
13	77	DAVIDE FAVILLI	30	47.072	7.974	1:09.082	1	1:10.303	
14	10	ROBERTO IMMUCI	30	47.206	0.134	1:09.506	1	1:10.258	
15	71	ANDREA CORESTINI	30	47.502	0.296	1:09.510	1	1:10.364	
16	52	MANUEL COMPARIN	30	48.794	1.292	1:09.288	1	1:10.379	
17	74	MAURIZIO BERTOLDI	30	51.811	3.017	1:09.634	1	1:10.378	
18	66	ANTONIO AMADEO	30	1:07.879	16.068	1:09.124	1	1:11.078	
19	70	ERNESTO COLACCHIO	30	1:10.160	2.281	1:09.905	1	1:10.983	
20	78	DANIELE IETRI	29	1 Giro	1 Giro	1:10.498	1	1:11.306	
21	22	AMARALDO PEPA	29	1 Giro	0.116	1:09.592	1	1:11.098	
22	68	ANDREA LA CANDIA	29	1 Giro	0.239	1:10.111	1	1:11.203	
23	75	ARTURO ROVEDA	29	1 Giro	22.463	1:10.581	1	1:12.047	
24	61	WILLIAM ROVEDA	29	1 Giro	2.350	1:10.629	1	1:11.931	
25	55	MATHIEU MASSIMELLI	29	1 Giro	9.969	1:09.632	2	1:10.784	
26	67	MATTIA BRUSONI	28	2 Giri	1 Giro	1:09.440	2	1:10.462	

**Cronologia dei tempi**



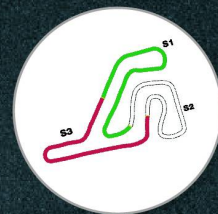


**KTO Ironman Race**

**Riassunto**

Kart	Team	1	2	3	4	5	6	7	8	9	10	Media
58	MARCO LISSI	1:12.645 1:08.615 1:08.511	1:09.320 1:08.551 1:08.647	1:08.861 1:08.706 <b>1:08.236</b>	1:08.776 1:08.443 1:08.334	1:09.279 1:08.584 <b>1:11.228</b>	1:08.786 1:09.007 2:42.409	1:08.719 1:08.385 1:09.284	1:08.837 1:08.636 1:09.943	1:08.829 1:08.670 1:08.869	1:08.578 1:08.788 1:08.824	1:08.916
76	CRISTIAN CATTANEI	1:12.421 1:08.609 1:08.487	1:09.183 1:08.551 1:08.645	1:08.914 1:08.706 <b>1:08.239</b>	1:09.302 1:08.445 1:08.331	1:09.563 1:08.584 <b>1:10.777</b>	1:08.781 1:09.012 2:42.681	1:08.717 1:08.376 1:09.285	1:08.841 1:08.640 1:10.145	1:08.823 1:08.671 1:09.165	1:08.589 1:08.811 1:09.245	1:08.967
64	RICCARDO DE NATA	1:12.307 1:08.962 1:08.955	1:09.185 1:08.825 1:09.082	1:08.914 1:08.977 1:09.048	1:09.303 1:08.998 1:09.137	1:09.839 1:08.854 <b>1:10.571</b>	1:08.630 1:08.895 2:42.388	1:08.726 1:08.757 1:09.209	1:09.084 1:08.824 1:09.180	<b>1:08.449</b> 1:09.561 1:08.940	1:09.264 1:08.943 1:08.734	1:09.127
73	DAVIDE BONARETTI	1:14.451 1:09.321 1:08.927	1:09.344 1:09.600 1:08.796	1:09.544 1:10.260 1:08.872	1:09.217 1:09.493 1:11.425	1:09.395 1:09.474 1:10.144	1:10.002 1:09.450 <b>1:10.695</b>	1:09.442 1:09.231 2:42.905	1:09.437 1:08.953 1:08.845	1:09.292 1:09.123 <b>1:08.777</b>	1:09.376 1:09.288 1:09.241	1:09.597
79	VALERIO PRANDI	1:13.723 1:09.327 1:08.928	1:09.342 1:09.594 1:08.794	1:09.451 1:09.987 1:08.873	1:09.172 1:09.585 1:09.784	1:09.442 1:09.470 1:10.361	1:09.888 1:09.457 <b>1:13.206</b>	1:09.833 1:09.226 2:42.835	1:09.433 1:08.950 <b>1:08.718</b>	1:09.300 1:09.127 1:08.728	1:09.372 1:09.287 1:09.214	1:09.513
1	SIMONE ZOTTA	1:13.360 1:09.372 1:08.933	1:09.899 1:09.548 1:08.829	1:09.693 1:09.987 1:09.001	1:09.170 1:09.720 1:11.387	1:09.446 1:09.318 1:10.019	1:09.891 1:09.563 <b>1:10.983</b>	1:09.833 1:09.229 2:42.657	1:09.431 1:09.053 <b>1:08.814</b>	1:09.300 1:09.026 1:08.876	1:09.373 1:09.283 1:10.587	1:09.640
54	MARCO PIZZI	1:16.075 1:08.820 <b>1:12.501</b>	1:09.451 1:09.097 2:44.550	1:09.401 1:09.543 1:09.552	1:09.886 1:09.214 1:10.233	1:09.820 1:09.104 1:09.540	1:09.436 1:08.995 1:09.347	1:09.724 1:08.845 1:09.061	1:09.162 <b>1:08.616</b> 1:08.989	1:09.126 1:09.575 1:09.451	1:09.173 1:08.754 1:09.218	1:09.543
38	JACOPO VERONESE	1:15.375 1:09.344 1:09.227	1:09.753 1:09.350 1:09.669	1:09.454 1:09.941 <b>1:12.787</b>	1:09.910 1:09.957 2:42.976	1:09.856 1:09.339 1:09.491	1:09.687 1:09.067 1:09.224	1:09.420 <b>1:08.775</b> 1:09.280	1:09.446 1:09.217 1:08.817	1:09.299 1:10.083 1:09.704	1:09.613 1:09.445 1:08.916	1:09.666
57	ALESSANDRO DI GA	1:16.521 1:09.260 1:09.277	1:09.535 1:09.528 1:09.596	1:09.231 1:10.068 <b>1:12.378</b>	1:10.391 1:09.465 2:44.067	1:09.737 1:08.939 1:09.821	1:09.595 1:09.054 1:09.989	1:09.351 <b>1:08.639</b> 1:10.115	1:08.974 1:09.703 1:10.136	1:09.440 1:10.790 1:10.077	1:09.556 1:08.989 1:10.119	1:09.853
80	ALESSANDRO CANT	1:14.511 1:09.772 1:09.937	1:10.537 1:10.020 <b>1:12.434</b>	1:09.463 1:09.978 2:44.222	1:09.746 1:10.019 1:10.141	1:10.170 1:10.025 1:09.777	1:10.083 1:09.942 1:09.615	1:09.764 1:09.740 1:09.674	1:09.757 1:10.006 <b>1:09.311</b>	1:10.120 1:09.990 1:09.443	1:10.197 1:10.074 1:09.625	1:10.051
72	RUGGERO VANNI	1:13.924 1:10.112 1:09.873	1:10.346 1:10.721 1:09.711	1:09.549 1:10.261 1:09.478	1:10.748 1:10.431 1:09.636	1:10.036 1:10.475 1:09.508	1:09.979 1:10.096 1:09.787	<b>1:13.670</b> 1:10.098 1:09.579	2:43.519 1:09.970 1:09.694	1:10.258 1:09.911 <b>1:09.335</b>	1:10.223 1:09.860 1:10.162	1:10.134
56	MICHELE MICHEL S	1:14.265 1:09.397 1:10.030	1:09.541 1:09.331 1:10.336	1:09.586 1:09.524 1:10.443	1:09.753 1:09.537 1:10.458	1:09.979 <b>1:12.556</b> 1:09.970	1:10.132 2:46.767 1:09.749	1:10.045 1:10.597 1:09.900	1:09.489 1:10.258 1:09.339	1:09.548 1:10.217 <b>1:09.227</b>	1:09.382 1:10.194 1:09.739	1:09.998
77	DAVIDE FAVILLI	1:16.001 2:43.108 1:09.713	1:10.225 1:10.914 1:09.520	1:10.704 1:10.265 1:09.777	1:10.374 1:10.318 1:10.020	1:10.207 1:10.028 1:10.290	1:10.143 1:10.131 1:09.869	1:09.697 1:10.054 1:10.039	1:10.468 1:10.036 1:10.623	1:09.875 1:09.858 1:10.147	<b>1:14.789</b> <b>1:09.082</b> 1:10.133	1:10.303
10	ROBERTO IMMUCI	1:15.476 <b>1:13.550</b> 1:09.939	1:10.946 2:44.955 1:09.888	1:10.754 1:09.964 1:09.919	1:09.936 1:10.614 1:09.815	1:10.688 1:10.186 1:09.715	1:10.369 1:09.905 1:09.570	1:10.089 1:09.938 1:09.820	1:10.126 1:09.631 1:10.326	1:09.991 1:09.759 1:10.012	1:10.200 <b>1:09.506</b> 1:10.159	1:10.258
71	ANDREA CORESTINI	1:15.018 1:10.366	1:09.512 <b>1:14.711</b>	1:10.298 2:43.881	1:09.613 1:10.840	1:10.511 1:10.210	1:10.303 1:10.158	1:10.167 1:10.279	1:10.385 1:10.200	1:10.126 1:10.454	1:10.729 1:10.374	1:10.364





KTO Ironman Race

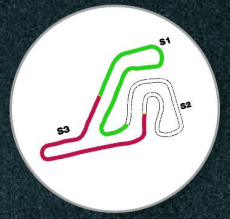
Riassunto

Kart	Team	1	2	3	4	5	6	7	8	9	10	Media
		1:09.718	1:09.523	1:09.782	1:10.313	1:10.617	1:09.706	1:10.296	1:10.907	<b>1:09.510</b>	1:10.288	
52	MANUEL COMPARIN	1:15.400	1:10.493	1:10.791	1:10.490	1:11.143	1:10.958	1:10.337	1:10.269	1:10.237	<b>1:13.145</b>	1:10.379
		2:44.204	1:10.357	1:10.064	1:10.228	1:09.982	1:09.921	1:10.216	1:09.481	1:09.474	<b>1:09.288</b>	
		1:09.602	1:09.644	1:09.868	1:09.888	1:10.064	1:09.874	1:10.319	1:13.331	1:09.417	1:09.495	
74	MAURIZIO BERTOLD	1:14.982	1:10.742	1:10.515	1:10.231	1:10.429	<b>1:14.224</b>	2:45.921	1:10.958	1:10.633	1:10.614	1:10.378
		1:10.459	1:10.531	1:10.141	1:10.227	1:10.129	1:10.289	1:09.840	1:09.868	1:09.977	1:10.178	
		1:10.221	<b>1:09.634</b>	1:09.657	1:09.858	1:10.516	1:10.276	1:10.063	1:09.927	1:09.961	1:09.737	
66	ANTONIO AMADEO	1:15.301	1:09.960	1:09.627	1:10.210	1:09.932	1:09.997	1:09.874	1:09.802	1:09.588	1:09.433	1:11.078
		<b>1:09.124</b>	1:09.503	1:09.865	1:09.560	1:09.686	1:09.376	1:09.799	<b>1:12.928</b>	2:47.064	1:12.791	
		1:12.401	1:12.526	1:12.344	1:12.218	1:13.016	1:12.550	1:12.699	1:13.149	1:12.994	1:12.867	
70	ERNESTO COLACCH	1:14.256	1:10.904	1:11.144	1:10.362	1:10.499	1:10.350	1:10.378	1:10.343	<b>1:09.905</b>	1:10.163	1:10.983
		1:13.707	<b>1:15.945</b>	2:43.671	1:10.998	1:11.347	1:10.453	1:10.266	1:10.948	1:10.785	1:10.897	
		1:10.411	1:10.930	1:11.075	1:10.950	1:11.177	1:10.831	1:11.088	1:10.954	1:11.241	1:11.181	
78	DANIELE IETRI	1:14.740	1:11.243	1:11.079	1:11.352	1:10.806	<b>1:12.504</b>	2:45.049	1:11.366	1:11.094	1:10.830	1:11.306
		1:11.129	1:11.464	1:11.802	1:11.486	1:11.496	1:11.111	1:10.901	1:10.701	1:12.163	1:11.264	
		1:11.278	1:11.817	1:10.540	1:10.555	1:11.134	1:11.061	1:11.519	<b>1:10.498</b>	1:10.840		
22	AMARALDO PEPA	1:14.747	1:10.357	<b>1:09.592</b>	1:09.849	1:09.819	1:12.300	1:10.142	1:11.036	<b>1:13.425</b>	2:51.483	1:11.098
		1:10.612	1:11.255	1:11.803	1:15.541	1:11.034	1:10.481	1:10.856	1:11.147	1:10.575	1:10.713	
		1:10.311	1:11.451	1:11.169	1:10.297	1:10.620	1:11.384	1:11.451	1:10.476	1:10.634		
68	ANDREA LA CANDIA	1:15.723	1:11.189	1:10.960	1:11.118	1:10.880	1:11.329	<b>1:14.461</b>	2:45.291	1:10.715	1:10.702	1:11.203
		1:10.543	1:10.541	1:10.562	1:11.523	1:10.801	1:10.922	1:11.753	1:10.460	1:11.777	1:11.021	
		1:10.837	1:11.080	1:10.627	1:11.841	1:10.903	1:11.378	1:12.095	1:11.107	<b>1:10.111</b>		
75	ARTURO ROVEDA	1:14.793	1:11.606	1:11.349	1:11.741	1:11.836	1:11.333	1:12.348	<b>1:14.077</b>	2:45.714	1:11.848	1:12.047
		1:12.389	1:12.296	1:11.549	1:12.111	1:12.654	1:13.666	1:12.026	1:11.847	1:12.445	<b>1:10.581</b>	
		1:11.160	1:12.824	1:12.416	1:12.476	1:12.330	1:11.768	1:11.181	1:11.093	1:11.618		
61	WILLIAM ROVEDA	1:15.502	1:13.408	1:13.943	1:14.278	1:14.324	1:14.277	<b>1:17.158</b>	2:47.196	1:11.895	1:11.611	1:11.931
		1:11.830	1:11.317	1:11.112	1:10.998	1:11.597	1:11.739	1:10.732	1:11.289	1:11.272	1:11.129	
		1:11.161	1:11.316	1:11.393	1:10.934	1:11.121	1:11.438	1:10.633	1:11.274	<b>1:10.629</b>		
55	MATHIEU MASSIMEL	1:13.877	1:09.848	1:09.729	1:10.155	1:10.267	1:12.520	1:10.135	<b>1:13.649</b>	2:46.581	1:12.807	1:10.784
		1:11.927	1:12.231	1:12.505	<b>1:14.666</b>	1:54.923	1:11.154	1:10.921	1:10.481	1:10.639	1:10.918	
		1:10.483	1:10.052	1:10.226	1:09.861	<b>1:09.632</b>	1:09.720	1:09.744	1:09.814	1:09.975		
67	MATTIA BRUSONI	1:14.254	1:10.683	<b>1:09.440</b>	1:09.812	1:10.134	1:11.707	<b>1:12.254</b>	2:44.815	1:11.418	1:11.233	1:10.462
		1:10.872	1:11.987	<b>1:13.474</b>	2:48.235	1:09.692	1:10.058	1:09.809	1:10.320	1:09.896	1:10.100	
		1:10.207	1:09.808	1:09.880	1:09.949	1:10.384	1:09.660	1:09.774	1:10.022			

Tabella dei giri

Giro	76	64	58	1	79	73	72	38	66	57	71	67	56	55	22	80	54	74	52	78	77	10	75	70	68	61
Giro 1 Interv.		0.0	0.5	1.1	0.7	0.0	0.6	0.7	0.2	0.5	0.1	0.0	0.2	0.1	0.7	0.1	0.1	0.8	0.1	0.3	0.1	0.2	0.2	0.0	1.2	0.3
Giro 2		0.0	0.6	1.7	0.1	0.0	1.6	0.1	0.4	0.1	0.1	0.3	0.4	0.1	0.1	0.6	0.3	1.0	0.0	0.9	0.0	0.0	0.2	0.6	0.8	2.5
Giro 3		0.0	0.8	2.5	0.0	0.1	1.6	0.0	0.3	0.2	0.6	0.3	0.2	0.1	0.1	0.8	0.1	2.2	0.1	0.0	1.0	0.2	0.4	0.8	0.4	5.5
Giro 4		0.0	0.1	2.9	0.0	0.1	2.3	0.7	0.0	0.1	0.1	0.1	0.5	0.2	0.0	0.7	0.0	2.7	0.4	0.0	0.5	1.0	0.5	1.5	0.1	8.5
Giro 5	58	76	64	79	1	73	38	57	72	66	56	71	54	67	55	22	80	74	77	52	10	70	78	68	75	61
Giro 6	58	76	64	79	1	73	38	57	72	66	56	71	54	67	55	22	80	74	77	52	10	70	78	68	75	61
	0.0	0.0	0.2	3.8	0.0	0.2	2.5	0.6	0.5	0.1	0.3	0.1	0.7	1.1	0.4	1.1	1.4	1.3	0.4	0.4	1.6	1.3	0.4	1.0	1.0	13.9





KTO Ironman Race

Riassunto

Giro 7	58	76	64	73	79	1	38	57	66	54	56	71	80	72	55	22	67	77	10	52	70	75	68	61	74	78	
	0.0	0.2	4.8	0.0	0.0	0.0	2.3	0.5	1.2	0.3	0.1	1.0	0.7	1.4	0.5	0.1	0.8	0.1	1.7	0.7	0.4	6.4	1.0	17.7	1.1	0.4	
Giro 8	58	76	64	73	79	1	38	57	54	66	56	71	80	22	77	10	55	52	70	75	72	67	74	78	68	61	
	0.0	0.4	5.2	0.0	0.0	0.0	2.3	0.0	1.7	0.2	0.2	1.9	0.0	3.4	0.4	1.3	0.6	0.1	0.5	10.2	1.18	2.8	6.4	0.8	3.7	19.6	
Giro 9	58	76	64	73	79	1	38	57	54	66	56	71	80	77	10	52	70	22	72	67	55	74	78	68	75	61	
	0.0	0.0	6.0	0.0	0.0	0.0	2.3	0.2	1.4	0.7	0.1	2.4	0.0	3.6	1.4	1.0	0.2	0.3	1.28	3.9	3.0	2.6	1.3	3.3	2.7	18.1	
Giro 10	58	76	64	73	79	1	38	57	54	66	56	80	71	10	70	77	52	72	67	55	74	78	22	68	75	61	
	0.0	0.7	6.2	0.0	0.0	0.0	2.5	0.1	1.0	1.0	0.1	3.3	0.4	4.6	1.2	1.8	0.9	1.26	6.7	5.0	4.6	0.4	1.5	2.1	3.9	17.8	
Giro 11	58	76	64	73	79	1	38	57	54	66	56	80	71	10	70	72	67	77	52	74	55	78	22	68	75	61	
	0.0	1.1	6.5	0.0	0.1	0.0	2.5	0.0	0.6	1.3	0.3	3.7	1.0	7.8	1.4	1.25	5.7	0.0	2.0	2.5	1.0	1.1	2.0	2.0	5.7	17.3	
Giro 12	58	76	64	73	79	1	38	57	54	66	56	80	71	71	70	72	77	67	10	52	74	55	78	22	68	75	61
	0.0	1.3	7.3	0.0	0.0	0.0	2.3	0.2	0.1	1.7	0.2	4.4	5.7	10.5	1.20	6.0	0.9	0.3	0.0	2.6	2.7	0.4	0.3	1.3	7.5	16.3	
Giro 13	58	76	64	79	1	73	38	54	57	56	66	80	72	71	77	10	52	74	67	70	78	55	22	68	75	61	
	0.0	1.6	8.4	0.0	0.0	0.0	2.2	0.0	0.3	1.5	0.1	4.7	1.36	2.9	3.1	1.0	0.1	2.7	0.1	3.0	1.6	0.2	0.0	0.1	8.5	15.8	
Giro 14	58	76	64	79	73	1	54	57	38	56	66	80	72	71	77	52	10	74	70	78	68	55	22	75	61	67	
	0.0	2.2	9.0	0.0	0.1	0.0	1.8	0.5	0.0	1.5	0.1	5.2	1.37	3.3	2.5	1.1	0.1	2.5	3.9	2.1	0.5	2.9	0.9	5.2	14.7	1.07	
Giro 15	58	76	64	79	1	73	54	57	38	66	56	80	72	71	77	52	10	74	70	68	78	22	75	61	55	67	
	0.0	2.4	9.6	0.0	0.0	0.0	1.6	0.4	0.4	2.0	0.0	2.7	1.37	3.0	2.4	1.1	0.3	2.5	5.1	2.1	0.1	2.9	6.8	13.7	22.5	43.3	
Giro 16	58	76	64	79	73	1	54	57	38	66	80	56	72	71	77	52	10	74	70	68	78	22	75	61	55	67	
	0.0	2.3	10.2	0.0	0.0	0.0	1.0	0.4	0.5	2.3	6.1	1.33	3.7	3.1	2.3	0.9	0.3	2.8	5.3	2.5	0.3	3.3	10.0	11.7	21.8	42.2	
Giro 17	58	76	64	79	73	1	54	57	38	66	80	56	72	71	77	52	10	74	70	78	68	22	75	61	55	67	
	0.0	2.7	10.6	0.0	0.0	0.0	0.7	0.2	0.6	3.3	6.0	1.34	3.2	3.3	2.1	1.0	0.0	2.7	5.7	3.5	0.4	2.7	11.1	10.5	20.5	41.1	
Giro 18	58	76	64	79	73	1	54	57	38	66	80	56	72	71	77	52	10	74	70	78	68	22	75	61	55	67	
	0.0	2.9	10.8	0.0	0.1	0.0	0.2	1.3	0.1	7.0	3.1	1.35	2.9	3.5	1.9	0.5	0.2	3.0	6.8	3.3	0.2	3.4	11.8	9.9	21.2	41.0	
Giro 19	58	76	64	79	73	1	54	38	57	80	66	56	72	71	77	52	10	74	70	68	78	22	75	61	55	67	
	0.0	3.8	10.3	0.0	0.0	0.0	0.8	2.0	0.5	9.6	1.33	1.3	2.6	4.1	1.3	0.1	0.5	3.2	7.6	4.5	0.1	2.1	13.7	8.7	20.5	40.2	
Giro 20	58	76	64	79	73	1	54	38	57	80	56	66	72	71	77	52	10	74	70	68	78	22	75	61	55	67	
	0.1	3.9	10.7	0.0	0.0	0.0	0.2	2.7	0.0	10.7	1.35	1.2	1.1	4.6	0.0	0.3	0.7	3.9	8.3	4.6	0.3	1.5	13.6	9.3	20.3	39.4	
Giro 21	58	76	64	79	73	1	38	57	54	80	56	72	66	71	77	52	10	74	70	68	78	22	75	61	55	67	
	0.0	4.4	10.6	0.0	0.0	0.0	3.3	0.1	0.4	10.9	1.35	2.1	1.4	3.0	0.0	0.2	1.0	4.2	8.5	5.1	0.8	0.5	14.4	9.3	19.6	39.1	
Giro 22	58	76	64	79	73	1	38	57	80	54	56	72	66	71	77	52	10	74	70	68	78	22	75	61	55	67	
	0.0	4.8	10.3	0.0	0.1	0.0	4.1	0.0	14.2	1.21	12.2	1.5	4.2	0.0	0.0	0.3	1.3	3.9	9.8	5.2	1.5	0.2	15.8	7.8	18.4	38.9	
Giro 23	58	76	64	79	73	1	57	38	54	56	80	72	71	77	52	10	66	74	70	68	78	22	75	61	55	67	
	0.0	5.6	10.2	0.0	0.2	0.0	7.5	0.3	1.32	13.1	0.3	0.2	4.5	0.0	0.4	1.3	0.5	3.0	11.2	4.8	1.4	0.8	17.0	6.7	17.2	38.5	
Giro 24	58	76	64	79	73	1	54	38	57	72	56	80	77	71	52	10	66	74	70	68	78	22	75	61	55	67	
	0.0	6.4	10.8	1.7	0.2	0.0	1.38	0.5	0.7	11.8	0.2	0.0	4.7	0.2	0.1	1.3	3.0	0.7	12.3	5.7	0.1	0.6	19.2	5.2	16.1	38.6	
Giro 25	76	58	64	79	73	1	54	38	57	72	80	56	77	52	71	10	74	66	70	68	78	22	75	61	55	67	
	0.3	5.9	10.6	1.5	0.0	0.0	1.38	0.4	1.0	11.5	0.5	0.1	5.1	0.0	0.4	0.5	4.5	1.7	11.2	5.4	0.4	0.0	20.9	4.0	14.6	39.4	
Giro 26	73	1	79	76	58	64	54	38	57	72	80	56	77	52	71	10	74	66	70	68	78	22	75	61	55	67	
	0.3	0.6	1.12	0.0	5.8	17.7	0.3	1.8	11.3	0.4	0.2	5.2	0.1	0.2	0.3	5.2	4.0	9.5	5.9	0.1	0.4	21.3	3.7	12.9	39.3		
Giro 27	76	58	64	73	1	79	54	38	57	72	80	56	77	52	10	71	74	66	70	78	22	68	75	61	55	67	
	0.0	5.8	14.1	0.1	0.7	2.4	2.4	0.5	2.6	10.7	0.4	0.5	5.3	0.3	0.1	0.0	5.3	6.6	7.9	6.5	0.3	0.7	20.9	3.1	12.0	39.4	
Giro 28	58	76	64	73	1	79	54	38	57	72	80	56	77	10	71	52	74	66	70	78	22	68	75	61	55	67	
	0.1	4.9	13.8	0.1	0.6	2.7	4.0	0.4	4.0	10.3	0.1	0.5	6.6	0.2	0.6	2.1	2.2	9.9	5.7	6.0	0.3	0.7	20.9	3.3	10.6	39.6	
Giro 29	58	76	64	73	1	79	54	38	57	72	80	56	77	10	71	52	74	66	70	78	22	68	75	61	55	67	
	0.4	4.7	13.6	0.2	0.5	3.4	3.4	0.6	4.3	9.5	0.2	0.3	7.5	0.1	0.1	2.0	2.7	12.9	3.9	5.6	0.1	0.6	22.4	2.3	9.9	39.6	
Giro 30	58	76	64	73	79	1	54	38	57	80	72	56	77	10	71	52	74	66	70								
	0.8	4.2	14.1	0.7	0.8	2.6	0.3	5.5	9.3	0.3	0.1	7.9	0.1	0.2	1.2	3.0	16.0	2.2									

